


PP3 Clip for 9volt Battery repair

It happens that sometimes due to wear-and-tear or from pulling on the wires when removing the battery that the wiring to the battery clip becomes broken.

Here is a method to replace with a new clip without soldering.

Care must be taken when using any tools not to injure yourself or anyone around you whilst performing this task.


The correct way to remove a PP3 9volt battery is to use a non conductive implement, or the Battery Removal Tool supplied with a generator to pry the clip off the battery.




The following images describe how to replace with a new clip.



1- Typically one or maybe both wires have broken off




2- You will need a new PP3 clip, insulating tape and a small cutter or scissors will do



3- Use your cutting tool to cut off the old battery clip




4- Now you have two wires without a battery clip



5- Use a knife or your cutting tool to strip the insulation off the wires, about 10mm




6- Do the same to the two wires on the new clip. Strip back about 10mm




7- Twist the wires together. Red to Red and Black to Black. Make sure the twisted joints of each colour do not touch each other. Keep them separated.



8- Now cut two pieces of insulation tape, each about 15mm long. Place these two cut pieces somewhere close by as you will be using them in the next steps.



9- Wrap the cut pieces of insulating tape tightly around each of the twisted joints. Make sure there are no wire strands poking out after wrapping the tape. An extra piece of tape can be wrapped around both the joints to make it into a single joint – might look a little neater!



You undertake the above procedure entirely at your own risk. Contact51 its staff, distributors or dealers accept no responsibility to any mishap or damage to persons or product resulting from the actions as described above.

By carrying out the above described procedure any or all warranty is voided.

Repairs should be referred to a qualified competent technician.

A new PP3 clip will be available from most electronic component suppliers, locally in your area or by some online internet shop.

Ideally the new PP3 battery clip should be soldered in place within the generator, however the above procedure if carried out properly will be sufficient.